

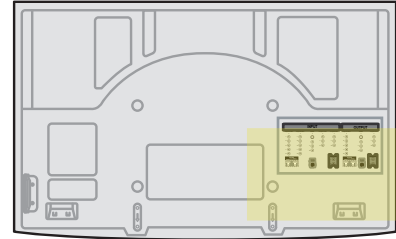

AudioSource®

S3D60


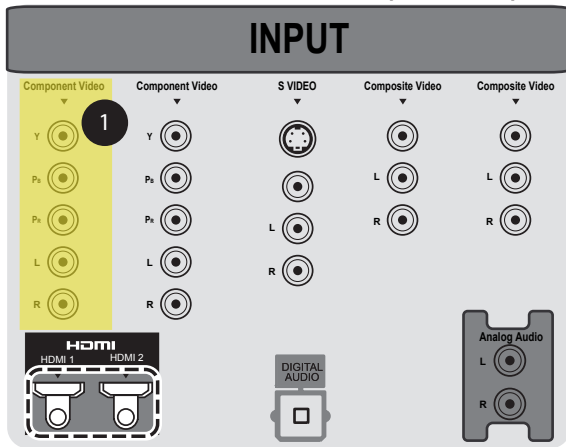


Basic Sound Bar Installation

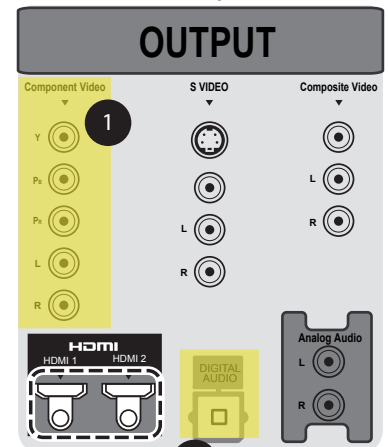
TV & Cable Box using Component Video and Digital Audio (Optical / Toslink)



TV Input / Output Section

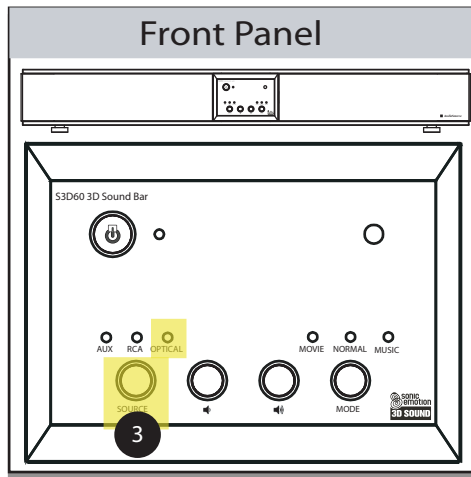
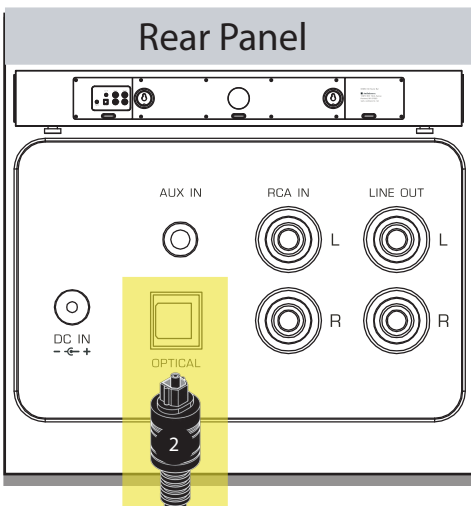


Cable Box Output Section



- 1 Connect the Video OUTPUT of the Cable Box to the Video INPUT of the TV using a Component Video Cable
- 2 Connect the Digital Audio OUTPUT of the Cable Box to the Optical INPUT of the S3D60 using a Optical Cable
- 3 Using the source button on the front panel of the S3D60 select Optical Input

S3D60 Input / Output Section



Optical Cable



Component Video

